


LF-SNX26

FIR SAUNA ROOM

- FAR INFARED
- FOOT HEATING PLATE
- SUPPORT HEATING PLATE
- KEEP IN GOOD HEALTH







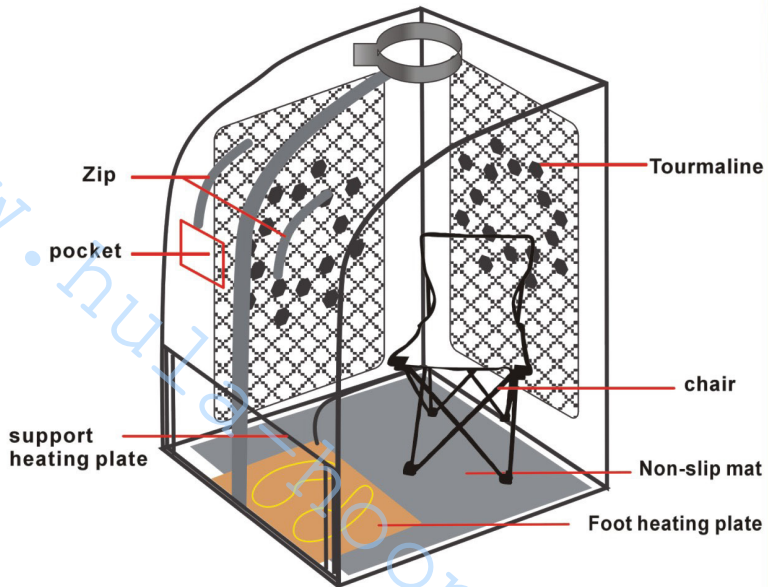
Package content

After open outside carton , please confirm product parts whether complete

- ① Sauna bag X1
- ② Sauna room X1
- ③ Power supply black box X1
- ④ Remote controller X1
- ⑤ Non-slip mat X1
- ⑥ Support pole X1
- ⑦ Chair X1(optional)
- ⑧ Wooden foot massage X1 (optional)
- ⑨ Support heating plate X1(optional)
- ⑩ Foot heating plate X1(optional)
- ⑪ Manual



Each parts name



Specification

Power supply : AC 220V-240V / 50HZ/60HZ

Power : 660W-880W (choose different accessories power is different)

Safety device : overheating protection

Time setting : 10-90 Minutes can adjust

Supporting heating plate size: 45*82cm (traditional size)
45*92cm (over size)

Sauna room expand size : 80*70*90cm (traditional size)
107*97*80cm (oversize)

Sauna room folding size : 68*9*98cm (traditional size)
107*17*80cm (oversize)

Weight : 10-15KG (choose different accessories weight is different)

Installation instruction

1. Open the sauna room, put the non-slip mat in the sauna room's bottom, make the foot heating pad on the non-slip mat, put in chair, (please notice the chair foots don't press the foot heating pad), put support heating pad and front support pole well , make the sauna room stand.
2. Put the remote controller into the pocket, then connect power source.
3. Before using , set the temperature to 75℃ and heat 5 minutes, then entrance the sauna room.
4. Please drink 300-500ml water before sit in sauna room and then zip up zipper . (we suggest take off your cloth that make you enjoy the sauna very well.)
5. Pull of the power source after used.



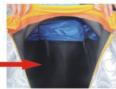
Feature:

ASSEMBLED

1. There is a far infrared heating film on the sauna room's left ,right and back side, this three far infrared heating films all have 8-16 pcs (quantity according customer requirement) tourmaline. It is Thermal Effect of Far Infrared Material
2. when use it, Tourmaline will release high-energy far infrared ray and anion. Foot heating pad and support heating pad are made from far infrared heating films. far infrared ray will irradiate in the sauna room's every place, no dead corner.
3. Quickly assembly and dis-assembly , easy to clean and storage.
4. Light and portable dry sauna, you can go where and use where.
5. LCD screen display controller, High-grade appearance, show clearly, the temperature can be adjust from 35-75℃ , the time can be adjust from 10-90 minutes, Adjust the temperature and time according to personal condition.



HOW TO USE

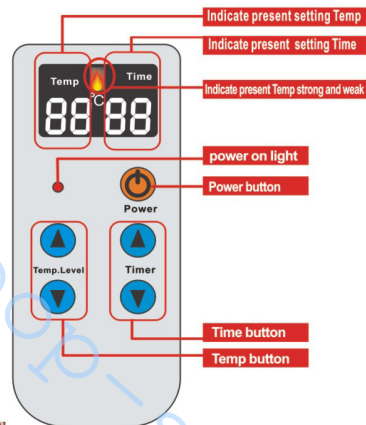


Note items :

- First time use this product will have a litter smell is normal , don't worried more , after 3-4 times using smell will disappear

REMOTE CONTROLLER USING

1. Press down power button
Time indicate 90Mins , Temp indicate 60°C (Pre-configured)
- 2.Temp : can adjust during 35°C-75°C
- 3.Time : can adjust during 10-90 Minutes



The way to eliminate smell

Use fresh fruit peel ,like Lemon or Orange.
Put them on foot heating plate and then.
Enjoy your Spa time.



Using note items



Warning

First using this sauna room must note items

Use Guidelines

- Sauna box is not the medical equipment ,can not be used for medical purpose.
- Pregnant and patients must undergo doctor's check before using such equipment.
- Stop immediately once you feel uncomfortable, dizzy and sleepy.
- Make sure the power was turned off when folding the sauna box.
- Staying in the sauna box too long will cause excessive heat, suggest 30 minutes for each time.



Note :Young people under 18 are not suitable to use such equipment

Sauna box should not be used under the following conditions.

- People suffering from heat disease and other cardiovascular diseases.
- People with hypertension, hypotension.
- Pregnant, patients with disordered nerve system.
- People already drank too much alcohol or beverage.
- People who are not advised by doctor for using the sauna box.
- Suffering from serious cold.

Guidelines (please read carefully)

- Pull out the power plug after every use.
- Avoid the water areas in case of electric shock attack.
- Make sure the electric wire is far from the heating resources.
- Stop using immediately once the wires or plugs are damaged.
- Not pull the electric wires with too much force.
- Any repairs should be operated by the professional personnels.

CLEAN AND STORAGE

1. After use please open zip let sauna room ventilate let heat dissipation

2. Long time not to use ,please put sauna into sauna bag

3. After a period of time use , non-slip mat can wash and then dry in the sun




① Ventilation cooling



② Do not use for a long time to be able to receive the bag.



③ Maintain the zipper smoothly.



④ Dry mat can be washed.

Trouble shooting service

1. When remote controller indicate E1 , please check temperature probe , it at sauna room inner top left corner , check it whether damaged , if haven't problem maybe is other part problem , please contact supplier solve

2. when remote controller indicate E2 , please check heating film whether split , power supply box whether contact well with heating plate

serious warning

1. if someone want check whole electric line
Please cut off power first ,and then zip the back
Zipper do check
2. Damaged supply cords must be replaced by a
special cord or assembly available from the
manufacturer or its service agent
3. Damaged supply cords to be replaced by the
manufacturer ,service agent or similarly qualified
person to avoid hazard.
4. Damaged supply cord cannot be replaced and
the appliance should be scrapped.